
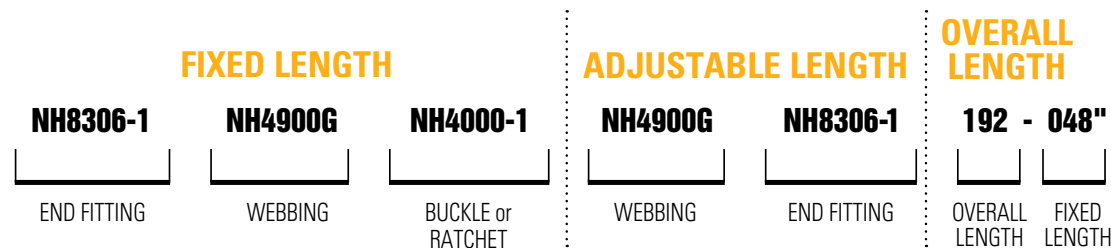


Build Custom Assemblies

Mix our components to match your specific needs

Design your own assemblies and assure accurate ordering by following **New Haven's** diagram.

- 1 Evaluate the weight and size requirements for your cargo's securement.
- 2 Determine the strap strength rating needed. Remember a strap's Working Load Limit is 1/3 of its minimum break strength.
- 3 Specify the over-all length of the assembly in inches, followed by the fixed length, in inches as well.
- 4 Choose webbing. Refer to chart on page 103 to find the best choice for your cargo and tie-down needs.
- 5 Determine the ratchet or buckle and end fitting compatible with your needs.
- 6 Order your strap components like the example shown below for an NH12950-16 "E" Series strap inside van tie-down.



End Fittings

New Haven stocks end fitting attachment hardware for all varieties of tie off applications including pipe, wood slats, angle iron, logistic track and aircraft track.

Buckles


New Haven stocks cam buckles and ratchet buckles from 500 lbs.—24,000 lbs. capacity. We also carry a wide range of plastic hardware for lighter duty applications.

Webbing

New Haven stocks both nylon and polyester tie-downs and sling webbings in a rainbow of colors and a variety of widths. Personalized strap stenciling is available upon request.

An assembly is rated at the lowest minimum working load limit of any of its components. Component selections will affect overall ratings of the assembly.

Webbing



	Unsewn Capacity	Width	Colors	Material	1-99'	100-199'	200-299'	300+'
NHW129	2,500 lbs.	1"	A,C,E,G,L,P,Y	Nylon	0.41	0.39	0.34	0.32
NHW30100	4,500 lbs.	1"	A,C,E,G,L,P,Y	Poly	0.54	0.51	0.48	0.45
NHW30118	8,500 lbs.	1.75"	A,C,P	Nylon	1.03	0.96	0.90	0.84
NHW30105	15,000 lbs.	1.75"	A,C,P	Nylon	1.48	1.38	1.29	1.20
NHW103	6,500 lbs.	1.75"	A,C,P	Nylon	0.77	0.70	0.67	0.64
NHW4900	6,000 lbs.	2"	C,E,L,P,Y	Poly	0.48	0.44	0.41	0.39
NHW7635	10,000 lbs.	2"	C,E,L,P,Y	Poly	0.56	0.53	0.50	0.46
NHW7636	12,000 lbs.	2"	C,E,L,P,Y	Poly	0.65	0.61	0.56	0.54
NHW145	18,000 lbs.	3"	L	Poly	0.83	0.78	0.74	0.70
NHW161	20,000 lbs.	4"	E,L,Y	Poly	0.99	0.93	0.87	0.78

- MS certificate available upon request.
- ◆ CHP approved.

Color Key

A Olive Drab #7	G Grey	P Black
C Non Dyed	L Yellow	Y Red
E Airforce Blue		

Cordura Nylon Sleeve

These cordura nylon sleeves protect both the webbing and the items it wraps. Where webbing might tear or mar—the sleeve allows control and securement without the marking.

	QTY	1-99	100-199	200-299	300+
NH101P Cordura Sleeve, 2" x 12"		2.40	2.25	2.15	2.00
NH101P-03/12 Cordura Sleeve, 3" x 12"		3.55	3.45	3.35	3.25
NH101P-04/12 Cordura Sleeve, 4" x 12"		4.70	4.60	4.50	4.20



NH101P

An assembly is rated at the lowest minimum working load limit of any of its components. Component selections will affect overall ratings of the assembly.