

Aluminum Hardware Slings



Aluminum Choker Sling



Aluminum Triangle Sling

Aluminum Choker Slings Heavy-Duty Web

	Width	Choker	Vertical	Basket	1st 3-ft.	add/ft.
NHS-AC1-802	2"	2,500	3,200	6,400	85.50	2.18
NHS-AC1-803	3"	3,800	4,800	9,600	145.20	3.51
NHS-AC1-804	4"	5,000	6,400	12,800	169.95	4.48
NHS-AC1-806	6"	7,600	9,600	19,200	298.10	7.71

Light-Duty Web

	Width	Choker	Vertical	Basket	1st 3-ft.	add/ft.
NHS-AC1-602	2"	1,900	2,400	4,800	105.86	2.09
NHS-AC1-603	3"	2,700	3,200	6,400	142.36	2.84
NHS-AC1-604	4"	3,800	4,800	9,600	168.32	3.73
NHS-AC1-606	6"	5,700	7,200	14,400	295.57	5.96

Aluminum Triangle Slings Heavy-Duty Web

	Width	Vertical	Basket	1st 3-ft.	add/ft.
NHS-AT1-802	2"	3,200	6,400	78.98	2.18
NHS-AT1-803	3"	4,800	9,600	113.25	3.51
NHS-AT1-804	4"	6,400	12,800	137.45	4.48
NHS-AT1-806	6"	9,600	19,200	234.69	7.90

Light-Duty Web

	Width	Vertical	Basket	1st 3-ft.	add/ft.
NHS-AT1-602	2"	2,400	4,800	76.73	1.69
NHS-AT1-603	3"	3,600	7,200	111.16	3.06
NHS-AT1-604	4"	4,800	9,600	135.00	3.98
NHS-AT1-606	6"	7,200	14,400	231.94	6.97

NOTES:
Aluminum choker & triangle slings are not available in sizes over 6".

Aluminum hardware can only be rated at single-ply ratings.

Two-ply aluminum slings are available, but will be rated the same as single-ply.

Polyester slings, add "P" to part #.

Monster Edge slings, add "M" to part #.

All web slings are available in **MONSTER EDGE™**
Add 10% to Heavy-Duty Sling price

Bridle Leg Slings

Bridle Leg Slings

All New Haven bridle leg slings are supplied with an alloy master link at the top, as shown to the right. Options for the bottom include: alloy hooks with safety latches installed—(H), alloy master links—(L) or fabricated loop eyes—(E). Capacity specifications for the single leg and double leg bridles are provided below. Three and four leg bridles are also available. Contact your New Haven representative for ratings and pricing.

When Ordering Bridle Slings

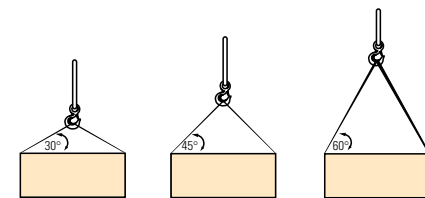
Choose the appropriate sling (single or double leg) from the table below. Identify the load capacity requirement. Add the corresponding bottom fitting letter (H, L, or E) to the end of the part number. Next, add a dash and the overall length desired. (i.e. A double leg sling with a lifting capacity of 5000 lbs. @ 30°, hooks on the bottom and an overall length of 8' = BL2-802-2H-8).

Single Leg

	Width	Vertical	
NHS-BL1-801-1	1"	1,600	call
NHS-BL1-802-1	2"	3,200	Factory
NHS-BL2-801-1	1"	3,200	for
NHS-BL2-802-1	2"	6,400	Pricing!

Double Leg

	Width	30°	45°	60°	
NHS-BL1-801-2	1"	1,600	2,200	2,700	call
NHS-BL1-802-2	2"	3,200	4,400	5,400	Factory
NHS-BL2-801-2	1"	3,200	4,400	5,400	for
NHS-BL2-802-2	2"	6,200	8,700	11,000	Pricing!




CAUTION: NEVER EXCEED ANGLES OF LESS THAN 30°.


Bridle Leg End Options



H-Hooks



L-Links



E-Style 3,
Flat Eye



E-Style 4,
Half Twist Eye



Bridle Leg Sling with Hooks
NHS-BL1-802-2H-4

NOTES:

Standard loops are made with "Flat eyes". Specify STYLE 4 for "Twist Eye". (ie BL2-802-2E-8' STYLE 4)

On 2" slings, non-tapered eyes are standard. Specify TAPER for tapered eyes. (ie BL2-802-2E-8' TAPER)

Angle capacities are not applicable to single leg bridle slings.

Vertical capacities are not applicable to double leg bridle slings.

Polyester slings, add "P" to part #.

Monster Edge slings, add "M" to part #.

Never exceed a sling's rated capacity!